

# THE CITY OF BUTLER NKADD SERVICES

## SERVICES FOR LOCAL GOVERNMENT

### ☒ How NKADD is serving your community

### ☐ Opportunities for NKADD to serve your community

#### ☒ Administrative and Organizational Staffing Services

- ☒ Municipal Government League of Northern Kentucky
- ☐ Northern Kentucky American Public Works Association
- ☐ Northern Kentucky City/County Managers Association
- ☐ Northern Kentucky Public Entity Joint Health Insurance Board
- ☐ Northern Kentucky Regional Transportation Committee
- ☐ Northern Kentucky Regional Ethics Authority
- ☐ Northern Kentucky Water Management Council

#### ☒ GIS and Mapping Services

- ☒ Centerlines
- ☐ GPS Lending Library

#### ☒ Grant Writing and Administration

- ☒ KY Waters
- ☒ EPA Brownfield

#### ☐ Human Resources Technical Assistance

#### ☒ Long-Range Regional Plans and Studies

- The Comprehensive Economic Development Strategy (CEDS)
- Hazard Mitigation Plan
- Home for All: NKY Housing Strategies
- Horizon Fund Food Insecurity Survey
- Water Management Plan

#### ☐ Procurement Assistance

#### ☐ Salary Survey (on behalf of NKCCMA)

#### ☒ Tax Rate Calculations

#### ☒ Water and Wastewater Planning Liaison with KIA

- Butler Water
- Butler Waster Water

## MAPPING SERVICES EXAMPLE

### KEY FACTS

656

Population



2.6

Average Household Size

40.1

Median Age

\$57,019

Median Household Income

### EDUCATION

11.7%

No High School Diploma



50.4%  
High School Graduate



27.5%  
Some College/  
Associate's Degree



10.3%  
Bachelor's/Grad  
Prof Degree

### INCOME



\$57,019

Median Household Income



\$25,407

Per Capita Income



\$119,090

Median Net Worth

### BUSINESS



24

Total Businesses



226

Total Employees

### EMPLOYMENT



White Collar

54.3%



Blue Collar

32.6%



Services

12.2%

2.1%

Unemployment Rate

### 2025 Households by income (Esri)

The largest group: \$50,000 - \$74,999 (29.9%)

The smallest group: \$200,000+ (2.9%)

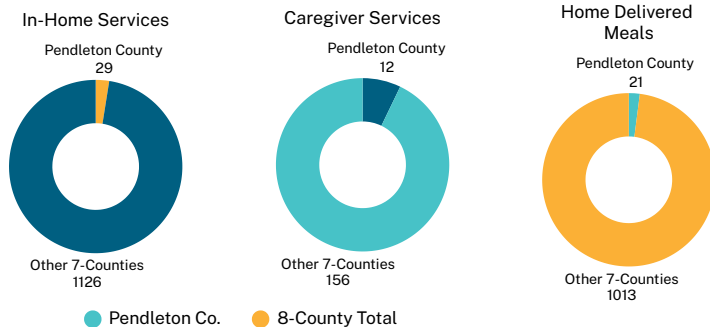
Indicator ▲	Value	Diff	
<\$15,000	11.1%	-0.5%	
\$15,000 - \$24,999	13.9%	+5.5%	
\$25,000 - \$34,999	3.7%	-4.1%	
\$35,000 - \$49,999	13.9%	+1.4%	
\$50,000 - \$74,999	29.9%	+13.2%	
\$75,000 - \$99,999	4.9%	-7.8%	
\$100,000 - \$149,999	15.2%	-1.0%	
\$150,000 - \$199,999	4.5%	-2.5%	
\$200,000+	2.9%	-4.2%	

# THE CITY OF BUTLER

## NKADD SERVICES

### AGING AND DISABILITY SERVICES

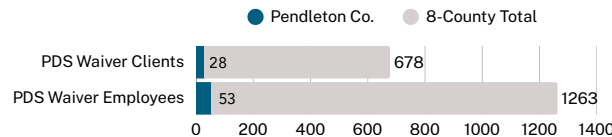
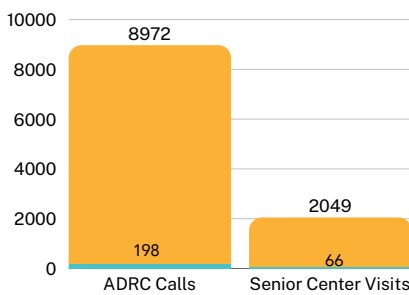
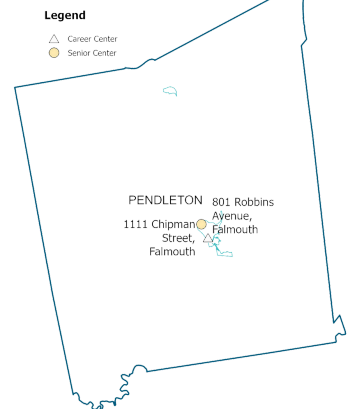
NKADD empowers older adults and individuals with disabilities to live independently in their homes by providing services and access to programs such as the Aging and Disability Resource Center (ADRC), Home Delivered Meals, In-Home and Caregiver Services, and Medicaid Waiver Assistance.



**OTHER AGING AND DISABILITY SERVICES**

- Once someone moves into an assisted living facility, NKADD Ombudsman staff help ensure that individual is safe and their rights are upheld.
- The Mobility team coordinates with clients, communities, and providers to help individuals receive non-emergency medical transportation and other rides.

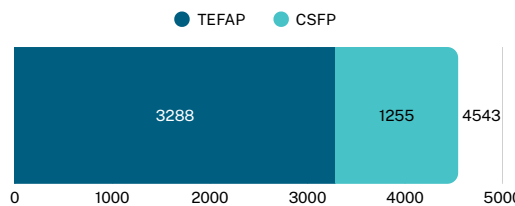
Find your senior center!



\*THESE ARE PARTICIPANT-DIRECTED (PDS) MEDICAID WAIVER CLIENTS. NKADD SERVES AS THE FISCAL AGENT FOR THE PROGRAM.

### COMMODITIES

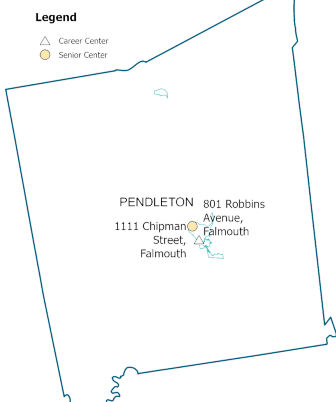
NKADD serves as the USDA Food Bank for the region's food pantries. Commodities, from The Emergency Food Assistance Program (TEFAP) and the Commodity Supplemental Food Program (CSFP), are distributed to individuals through partnerships with 42 food pantries, mobile pantries, and soup kitchens across the eight-county region.



TEFAP was utilized 3,288 times and CSFP was utilized 1,255 times in Pendleton County during FY 2025

### WORKFORCE DEVELOPMENT

Find your career center!



NKADD's Workforce team provides strategic direction and supportive services to build and maintain a thriving economy. NKADD workforce programs include Youth First, Employee Connections, and Workforce Innovation and Opportunity Act (WIOA) programs and initiatives in addition to partnerships such as NKY Works and Kentucky Career Centers.

